

Fits your wheelchair

The kit fits on different kinds of wheelchairs whether you have round or oval framework on your chair. 4 brackets mounted on the wheelchair and they are clamped around the frame.

Wheelchair information:

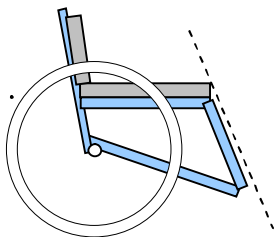
Indicate the distance between the wheelchair frame 1A and 2A in mm. measure from the middle of the tubes. The measurement on your wheelchair so that you know if 1 and 2 will fit on the frame.

Measure diameter of your frame in millimetres where the mounts 1 and 2 will be attached. If the tubes are oval shape, measure both the narrow and the wide side.

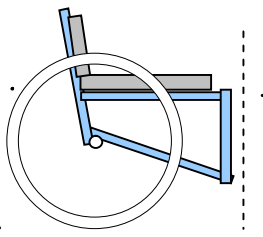
The distance between the brackets 1 and 2 can be between: 50-80mm **X**

DIFFERENT WHEELCHAIR TYPES: Attach name and picture and indicate what angle and front your wheelchair has.

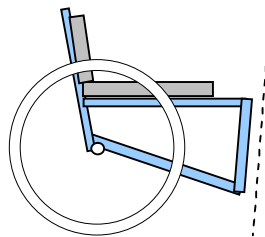
Wheelchair name			
Wheelchair types	Positive angle	Neutral	Negative angle
Wheelchair front	Y-front	Straight front	
Diameter of the tubes	Pipe Clamp 1	Pipe Clamp 2	
Oval shape tubes	Wide side	Narrow side	



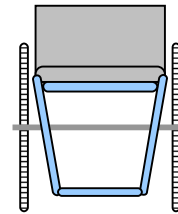
Positive angle



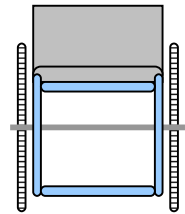
Neutral



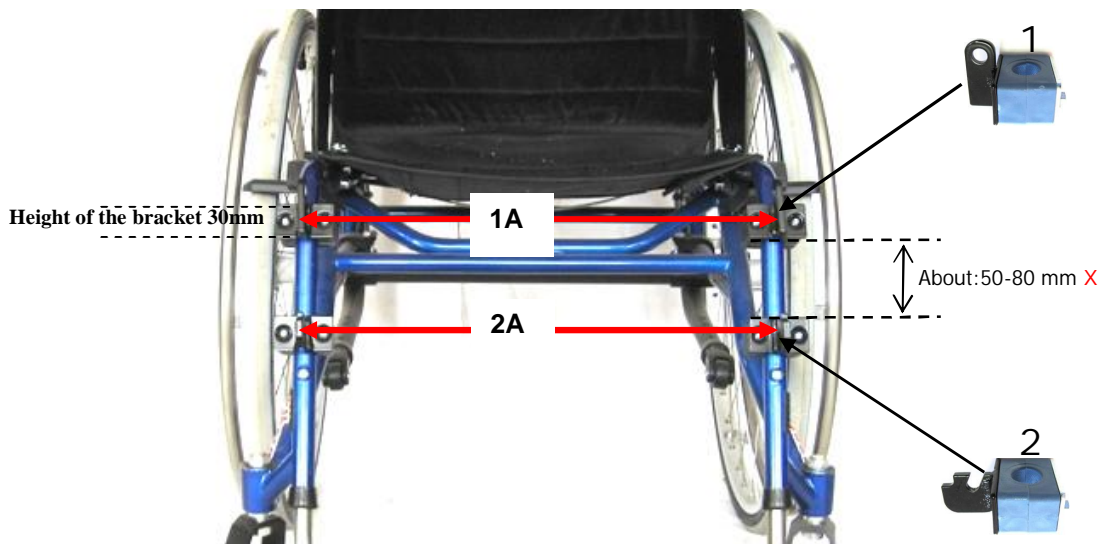
Negative angle



Y-front



Straight front



There are 3 sizes of armbike kit

Small: 1A and 2A are between 24-34 cm.

Medium: 1A and 2A are between 34-45 cm.

Large: 1A and 2A are between 45-54 cm.

The maximum weight drivers: 95kg

When ordering: The shipping company need your full address, mobile number and E-mail address

Send all information to: arm.bike@hotmail.com